




Te Puni Kōkiri
REALISING MĀORI POTENTIAL

Rangatahi Māori Youth



KEY FACTS

- There were 91,623 Māori aged 15–24 years reported in the 2001 Census.
- This age group made up 17 percent of all Māori.
- There are currently 38,653 Māori youth engaged in formal education.
- Half of all Māori youth in the working age group were engaged in part or full time employment as at December 2005.
- Motor vehicle crashes and suicide are the two main causes of death for Māori youth.
- Roughly 12 percent of Māori youth have a very high or high proficiency in te reo Māori.

Māori youth are young people aged 15–24 years¹. They are making choices that impact significantly on their future, such as: seeking further education; entering the labour force, and establishing adult lifestyle patterns.

POPULATION

Māori youth (aged 15–24 years) made up 17 percent of the Māori population in the 2001 census.

In 2001, 91,623 young people in New Zealand aged 15–24 years identified as Māori compared with an estimated 99,000 in 1996. However, the number of Māori youth is projected to increase to 128,120 by 2021. Māori youth as a percentage of all New Zealand youth is projected to increase from 17 percent to 26 percent.

TABLE 1: MĀORI YOUTH, ACTUAL AND PROJECTED NUMBERS AND AS A PERCENTAGE OF TOTAL YOUTH POPULATION

	Māori Youth (15–24 years)	
	2001 (actual)	2021 (projected)
Number	91,623	128,120
Percentage of total youth	16.8%	25.9%

Source: Statistics New Zealand.

In 2001 the median age of the Māori population was 21 years old. It is projected that by 2021 half the Māori population will be younger than 27 years².

EDUCATION

In 2004, 38,653 Māori aged 14–24 years were in formal education.

TABLE 2: NUMBER OF MĀORI YOUTH IN EDUCATION

Type of Education	Number of Māori
Primary, Intermediate and Special Schools	281
Secondary, Composite and Correspondence	13,860
Tertiary	24,494
Total youth in education	38,635

Source: Ministry of Education, 2005.

Māori youth make up 16 percent of all youth currently attending primary and secondary schooling, and, 7 percent of the total number of all students enrolled in tertiary education.

Māori youth make up 35 percent of Māori currently enrolled in tertiary education (universities, polytechnics, colleges of education and wānanga).

EMPLOYMENT

43,300 Māori youth (50 percent of all Māori youth in the working age group) were in some form of employment as at December 2005. This includes both part-time and full-time employment; some of these young people were likely to be studying and working at the same time.

As shown in Figure 1, Māori youth unemployment has been steadily decreasing since 1998. The current unemployment rate is the lowest in more than 13 years.

For the year ended December 2005, the unemployment rate for Māori aged 15–24 was 18 percent.



Source: Statistics New Zealand, Household Labour Force Survey.

HEALTH

Many health issues faced by young people today are closely related to risk-taking behaviour and are connected to the use of alcohol, drugs and tobacco,





MOTOR VEHICLES

Motor vehicle crashes remain the leading cause of death for all 16–24 year olds, including Māori youth. However, overall road deaths, in this age group, are decreasing.³

SUICIDE

Suicide was still the second largest cause of death for New Zealand youth. In 2000, the rate of suicide for young Māori males was 43.5 per 100,000. For young Māori females it was 7.4 per 100,000. Māori in the 20–24 year age group had the highest hospitalisation rate for intentional self-harm (298.9 cases per 100,000) in 2002. Over half of these cases were Māori females.

SEXUAL HEALTH⁴

Young people less than 24 years have the highest rates of sexually transmitted infections diagnosed at Sexual Health Clinics. Young Māori males have the highest rates of chlamydia, genital warts and syphilis⁵. Young Māori females have comparatively⁶ lower rates of infection (the highest being for chlamydia).

ALCOHOL

Alcohol is still the most common drug for all New Zealand youth. In 2003⁷, 69 percent of Māori youth reported that they were regular drinkers. Of those regular drinkers, 48 percent said that they drank five or more glasses in their last drinking occasion; 21 percent said they had ten or more.

EXERCISE

Overall Māori tend to be more active than the national average. Both Māori youth and Māori adults are reported to be more active than other groups. In 2001, young Māori women were significantly more active than the national average for young women (70 percent compared with 64 percent).

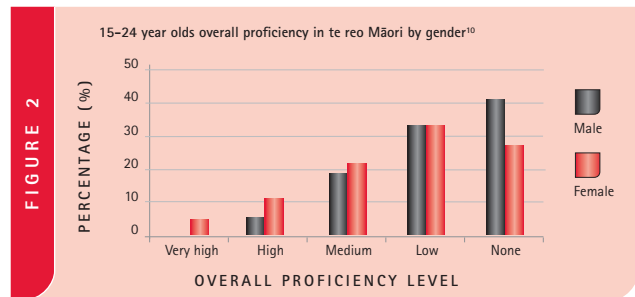
TABLE 3: PERCENTAGE OF YOUTH WHO ARE ACTIVE⁸

16–24 year olds ⁹	Māori	All Ethnicities
Inactive	29.1%	35.4%
Active	71.7%	64.6%
Hours active per week (average)	9.7	8.15

Source: Sport and Recreation New Zealand, SPARC Facts – New Zealand Māori, 2001.

TE REO MĀORI

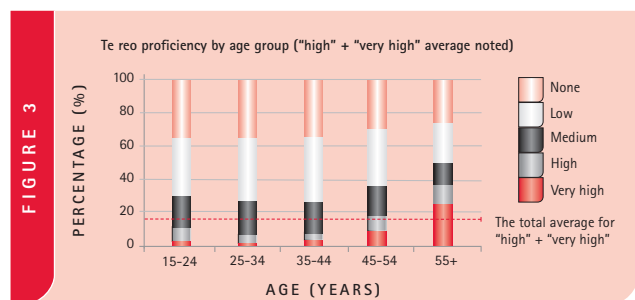
The 2001 Health of the Māori Language Survey found that within the 15 to 24 year age group, women were more likely than men to report higher proficiency and language skills (Figure 2, below). Eight percent of women aged 15 to 24 years said they could speak Māori 'well' or 'very well' (3,900 women), compared with four percent of men in this age group (1,600 men). A further 16 percent (7,400) of women and nine percent (3,900) of men said they could speak Māori 'fairly well'. This age group showed the biggest gender difference compared to other ten year age groups.



Source: Te Puni Kōkiri, Health of the Māori Language Survey, 2001.

The reasons for the difference between men and women in the 15 to 24 year age group are not entirely clear, but may be related to the fact that young women are more likely to participate in Māori language courses in secondary schools, or that they are more likely to come into contact with te reo Māori through their children's education.

Of all age groups with either "high" or "very high" overall proficiency levels, only the 55+ age group had higher numbers than the 15–24 year old age group (see Figure 3 below).



Source: Te Puni Kōkiri, Health of the Māori Language Survey, 2001.

FOOTNOTES 1 15–24 years is the definition of Youth used by the World Health Organisation. However, some data sets used in this fact sheet may include other age groups, because of the categories used in the data collection. 2 Statistics New Zealand projection, March 2003 (series 6). 3 NZ Police, 2005. 4 Institute of Environmental Science and Research Ltd, Sexually Transmitted Infections in New Zealand Annual Surveillance Report 2004. 5 Compared to young males of other ethnicities. 6 Compared to young females of other ethnicities. 7 2003 ALAC Youth Drinking Monitor (ALAC surveyed only youth aged 12–17 years). 8 "Active" is defined as: at least 2.5 hours or more of sport and active leisure per week. 9 May not add to 100 due to rounding. 10 Note: The percentage of males between 15 and 24 with a "very high" proficiency is not included as, due to the sample size, the data was considered too unreliable.

DISCLAIMER The information contained in this publication is for general information only. While every effort has been made to ensure the accuracy of the information, because the information is generalised, its accuracy cannot be guaranteed. Readers are advised to seek independent advice on particular matters and not rely on this publication. No liability is assumed by Te Puni Kōkiri for any losses suffered directly or indirectly by any person relying on the information contained in this publication.

© Te Puni Kōkiri 2006
 REF: 0106–003
 June 2006